

Mypapercraft.Net

Please do not redistribute

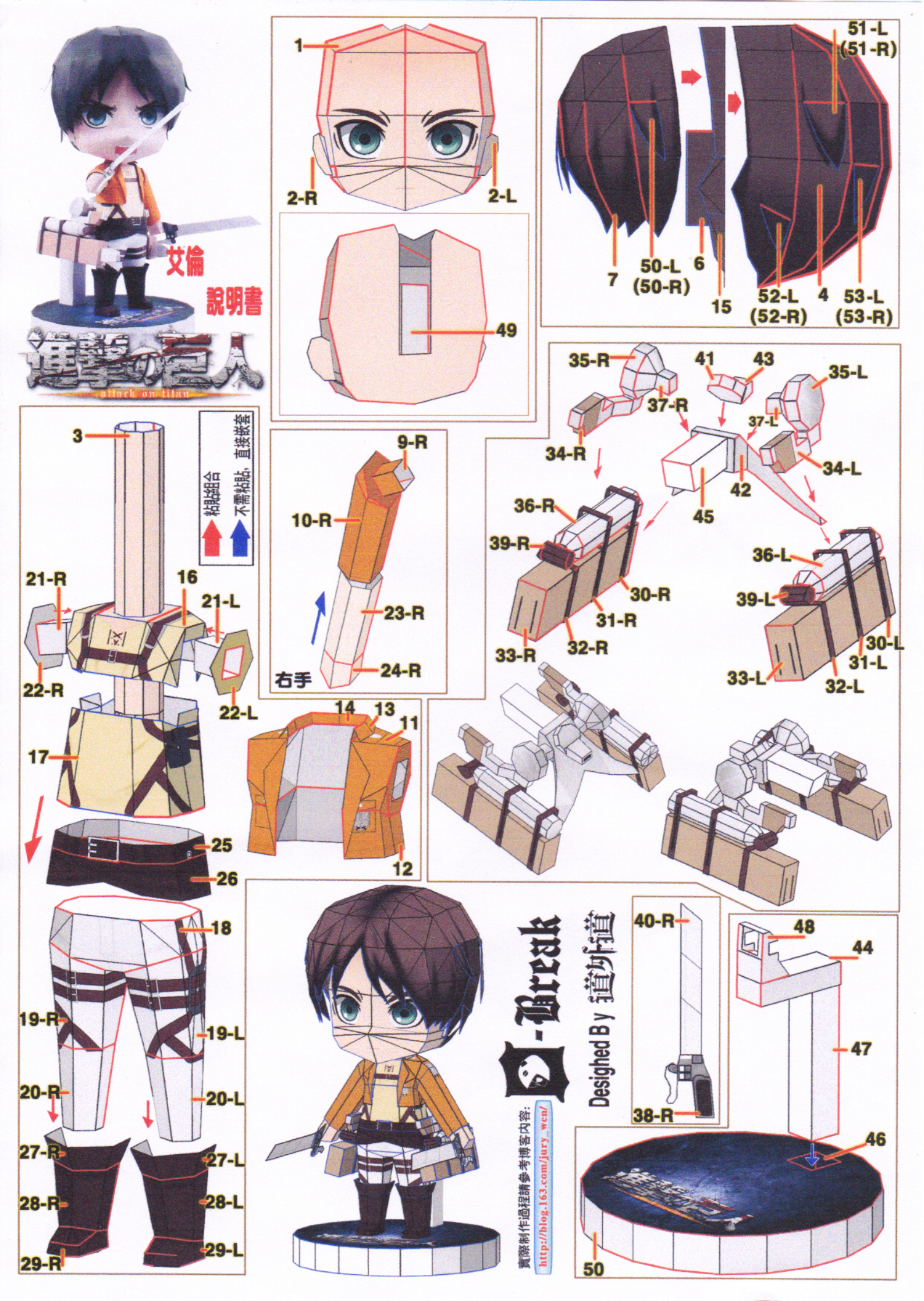
艾倫
說明書
進擊の巨人
attack on titan
1
2-R
2-L
49
51-L
(51-R)
7
50-L
(50-R)
6
15
52-L
(52-R)
4
53-L
(53-R)
3
粘貼組合
不需粘貼，直接嵌套
21-R
16
21-L
22-R
22-L
17
25
26
18
19-R
19-L
20-R
20-L
27-R
27-L
28-R
28-L
29-R
29-L
9-R
10-R
23-R
24-R
右手
14
13
11
12
35-R
37-R
34-R
41
43
35-L
37-L
34-L
42
45
36-R
39-R
30-R
31-R
32-R
33-R
36-L
39-L
30-L
31-L
32-L
33-L
40-R
38-R
48
44
47
46
50
Designed By 道外道
-Break
實際制作過程請參考博客內容:
http://blog.163.com/jury_wen/


進撃の巨人
attack on titan
エレン・イェーガー
艾伦・耶格尔
D-Break
Designed By 道外道
2-R
1
2-L
49
3
山折
谷折
粘贴
7
50-L
51-L
50-R
51-R
6



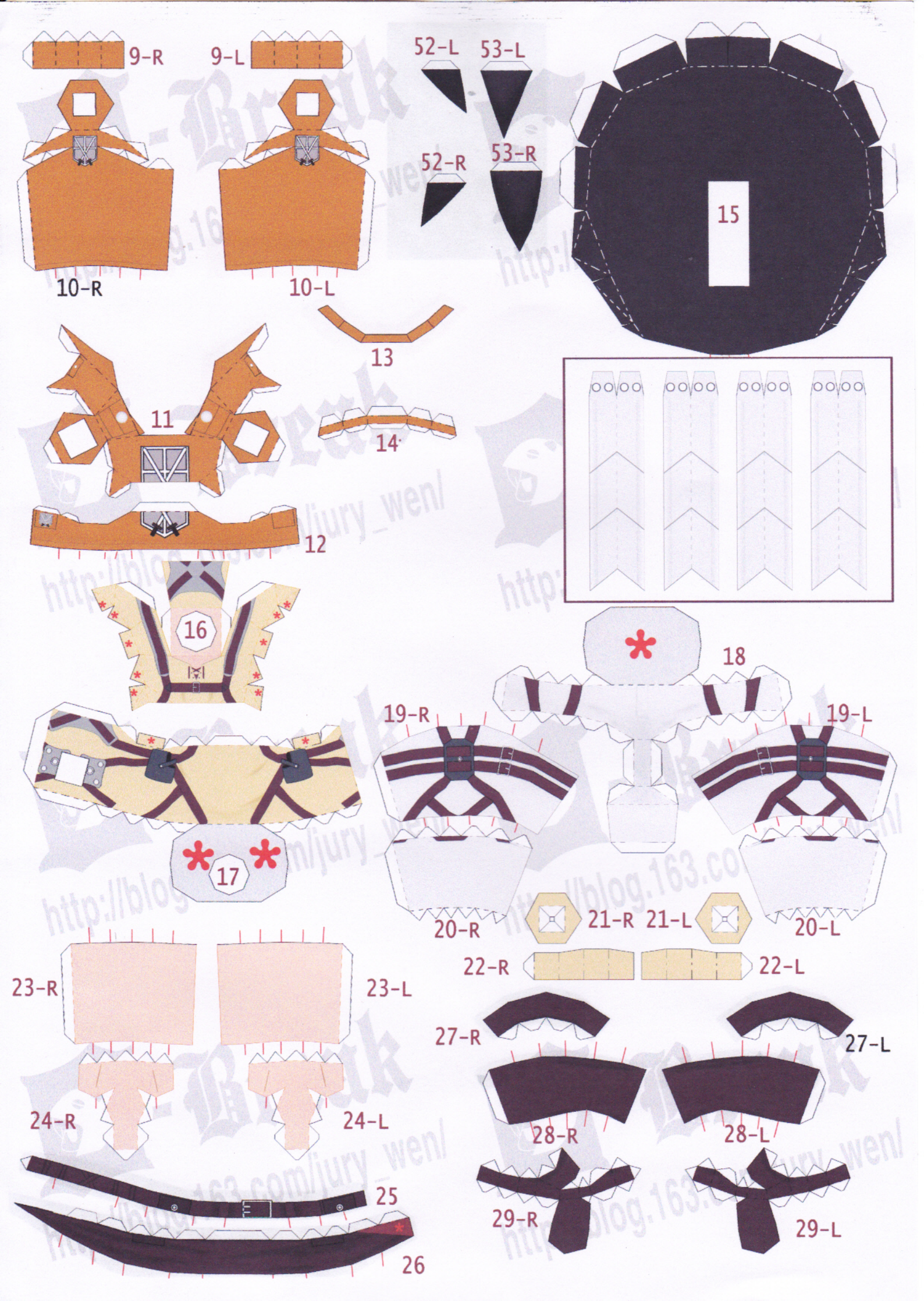
9-R
9-L
10-R
10-L
52-L
53-L
52-R
53-R
15
13
11
14
12
16
17
18
19-R
19-L
20-R
20-L
21-R
21-L
22-R
22-L
23-R
23-L
24-R
24-L
25
26
27-R
27-L
28-R
28-L
29-R
29-L



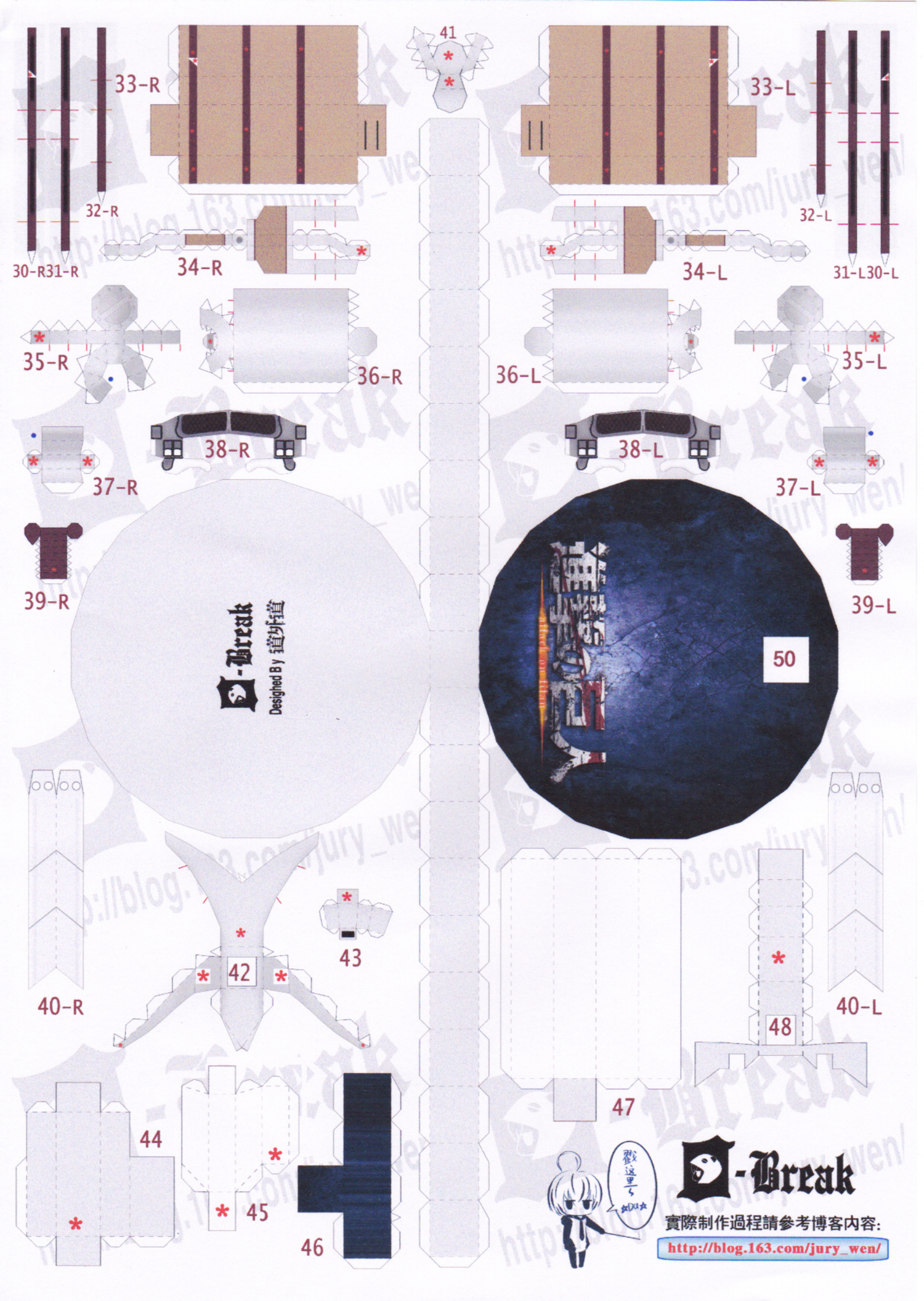
41
33-R
33-L
32-R
32-L
34-R
34-L
30-R
31-R
31-L
30-L
35-R
35-L
36-R
36-L
38-R
38-L
37-R
37-L
39-R
39-L
D-Break
Designed By 道外道
50
40-R
40-L
42
43
48
47
44
45
46
D-Break
實際制作過程請參考博客內容:
http://blog.163.com/jury_wen/

